

Scuttle Buttin'

Stevie Ray Vaughan

♩ = 160

The first system of music consists of a treble clef staff with a key signature of three sharps (F#, C#, G#) and a 4/4 time signature. The tempo is marked as ♩ = 160. The melody begins with a quarter rest, followed by a series of eighth and sixteenth notes, including a triplet of eighth notes. The guitar tablature below shows the fretting: 2 (with a 1/2 note), 0, 0, 0, 3, 5, 0, 3, 0, 2, 0, 2.

The second system starts with a guitar chord diagram for E7(#9) and a measure number '2'. The treble staff continues the melody with a triplet of eighth notes. The guitar tablature shows triplets of eighth notes on strings 3, 4, and 5, followed by the fretting: 2 (with a 1/2 note), 0, 0, 0, 3, 5, 0, 3, 0, 3, 2, 0, 2.

The third system starts with a guitar chord diagram for E7(#9) and a measure number '4'. The treble staff continues the melody. The guitar tablature shows triplets of eighth notes on strings 3, 4, and 5, followed by the fretting: 2 (with a 1/2 note), 0, 0, 0, 3, 5, 0, 3, 0, 3, 2, 0, 2.

The fourth system starts with a guitar chord diagram for A7 and a measure number '6'. The treble staff continues the melody. The guitar tablature shows triplets of eighth notes on strings 3, 4, and 5, followed by the fretting: 2 (with a 1/2 note), 0, 0, 0, 3, 5, 0, 3, 0, 3, 2, 0, 2.

The fifth system starts with a guitar chord diagram for E7(#9) and a measure number '8'. The treble staff continues the melody. The guitar tablature shows triplets of eighth notes on strings 3, 4, and 5, followed by the fretting: 2 (with a 1/2 note), 0, 0, 0, 3, 5, 0, 3, 0, 3, 2, 0, 2.

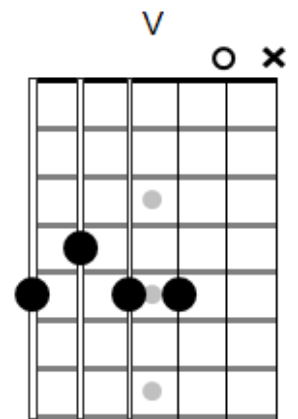
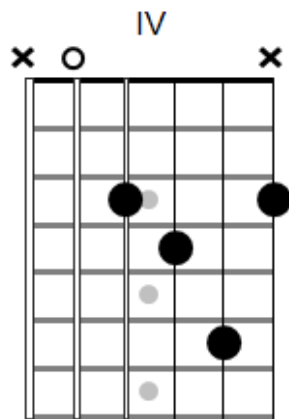
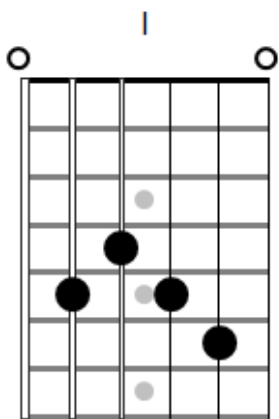
2
10

B7(#9)

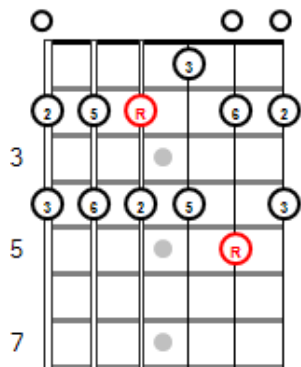
12

E7(#9)

Chords



E maj Pentatonic



E min Pentatonic

